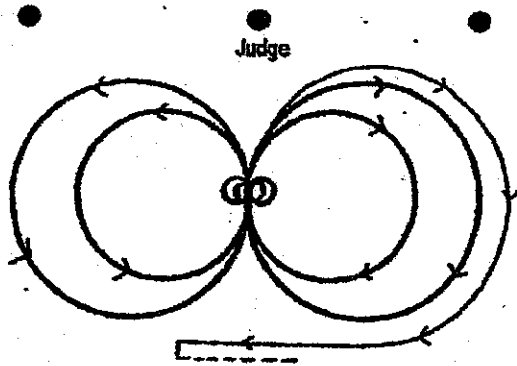


JUNIOR B REINING PATTERN - CLASS #37

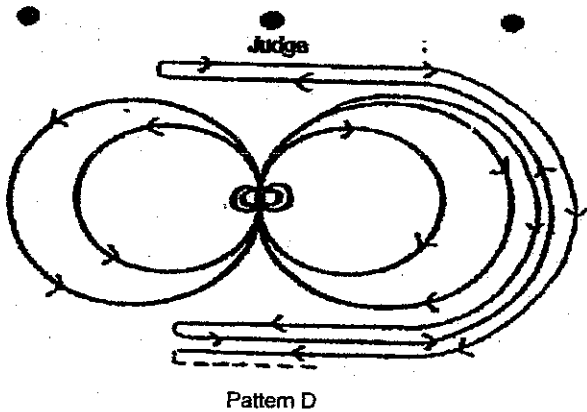
(Two hand optional, running martingale optional, with any legal RC headgear.)



1. Beginning on the right lead, complete two circles to the right: the first large fast and the second small slow. Stop at centre of arena.
2. Complete two spins to the right. Hesitate.
3. Beginning on the left lead, complete two circles to the left: the first large fast and the second small slow. Stop at the centre of arena.
4. Complete two spins to the left. Hesitate.
5. Begin a large circle to the right but do not close this circle. Run straight down the right side of the arena past the centre marker and do a sliding stop at least twenty feet from the wall or fence. Back up at least ten feet. Hesitate to demonstrate the completion of the pattern.

SENIOR & JUNIOR A REINING PATTERN - CLASS #36 & #38

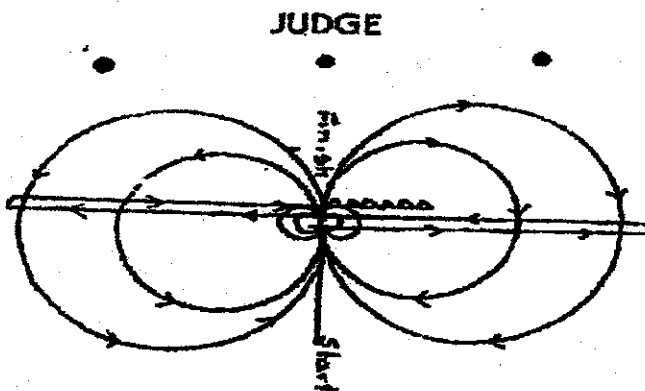
(Two hand optional, running martingale optional, with any legal RC headgear.)



1. Beginning on the right lead, complete two circles to the right: the first large fast and the second small slow. Stop at the centre of the arena.
2. Complete two spins to the right. Hesitate.
3. Beginning on the left lead, complete two circles to the left: the first large fast and the second small slow. Stop at the centre of the arena.
4. Complete two spins to the left. Hesitate.
5. Begin a large circle to the right but do not close this circle. Run straight down the right side of the arena past the centre marker and do a left roll back at least twenty feet from the wall or fence – no hesitation.
6. Continue back around previous circle but do not close this circle. Run up the left side of the arena past the centre marker and do a right rollback at least twenty from the wall or fence – no hesitation.
7. Continue back around previous circle, do not close this circle but run straight down the right side, past centre marker and do a sliding stop at least twenty feet from the wall or fence. Back up at least ten feet. Hesitate to demonstrate completion of the pattern.

REINING PATTERN - REINING STAKE CLASS # 40

(Two hand optional, running martingale optional, with any legal RC headgear.)



1. Beginning on the right lead, complete two circles to the right. The first large and fast; the second small and slow, stop at the centre of the arena.
2. Complete three spins to the right. Hesitate.
3. Beginning on the left lead, complete two circles; the first large and fast; the second small and slow. Stop at centre of the arena.
4. Complete two $\frac{3}{4}$ (two and three quarter) spins to the left. Hesitate.
5. Run up the middle to the far end of the arena past the end marker and do a left rollback – no hesitation.
6. Run to the opposite end of the arena past the end marker and do a right rollback – no hesitation.
7. Run past the centre marker and do a sliding stop. Back up at least ten feet. Hesitate to demonstrate completion of pattern.